


PIC Wire & Cable**Connector Specification****P/N 120534**

A Division of the Angelus Corporation
 Ph (262) 246-0500 Fax (262) 246-0450 www.picwire.com
 PO Box 330 Sussex, WI 53089

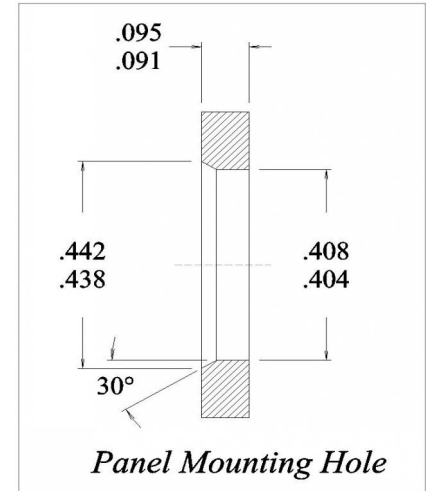
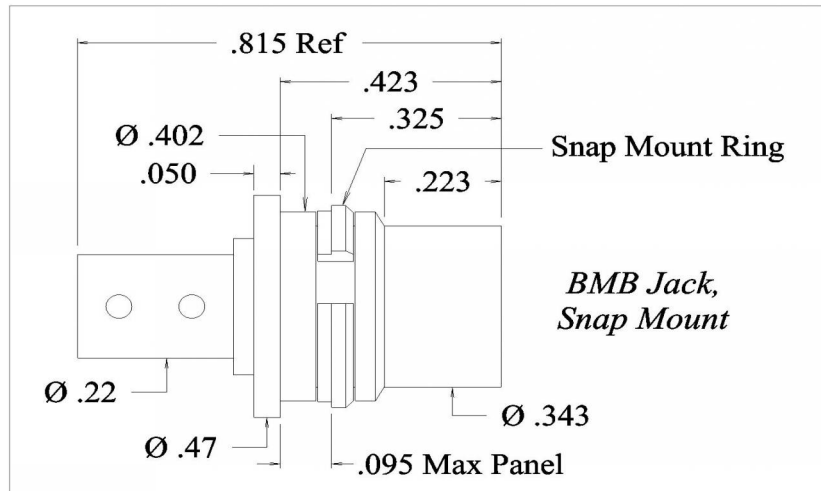
Approved : 

Date : 08/31/17

Rev. 0

Distribution : USER

Uncontrolled if Printed

BMB Jack, Snap Mount*for S29156, S28150, & HT77210F Cables***PERFORMANCE**

Impedance (nom)	50 Ohms
Frequency Range	DC - 18 GHz
Temperature Rating	- 65° to + 200° C
Voltage Rating	500 V (rms)

CONNECTOR WEIGHT (Each)

0.23 ounces (6.58 grams)

RoHS COMPLIANT

Complies to RoHS Standards

INSTALLATION

Solder-on Termination

CONSTRUCTION**Materials:**

Body	Beryllium Copper (ASTM-B196)
Shroud	Stainless Steel (ASTM-A582)
Snap Mount Ring	Beryllium Copper (ASTM-B196)
Center Contact	Beryllium Copper (ASTM-B196)
Dielectric	PTFE, Ultem (ASTM-D5205)

Finish :

Body	Gold (ASTM-B488)
Snap Mount Ring	Sulfamate Nickel (ASTM-B689)
Center Contact	Gold (ASTM-B488)
Solder Bushing	Gold (ASTM-B488)

APPLICABLE STANDARDS

MIL-STD-348B
 DESC-DWG 86066 (BMB interface - Reference Only)

Notes :

1) A 1.5" piece of Raychem ATUM heat shrink P/N ATUM-12/3-0 provided with connector for purpose of strain relief & moisture protection.

2) Please refer to T-120534 Termination Instruction sheet for strip dimensions & instructions.